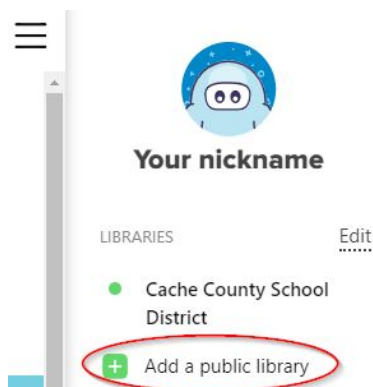


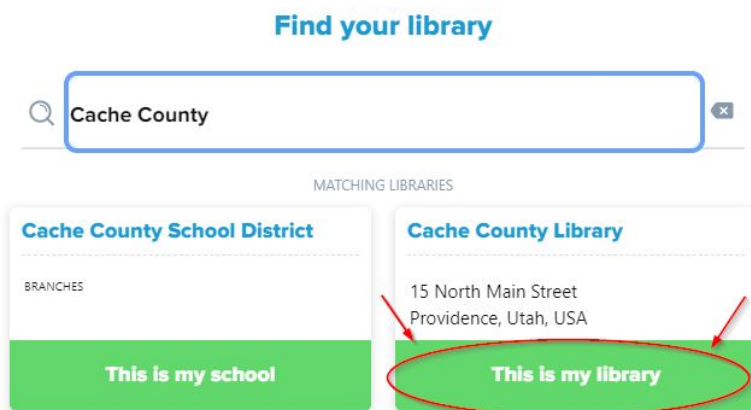
Public Library Connect in Sora - Cache County School District

Students AND staff/teachers can now follow this process to borrow public library titles in Sora.

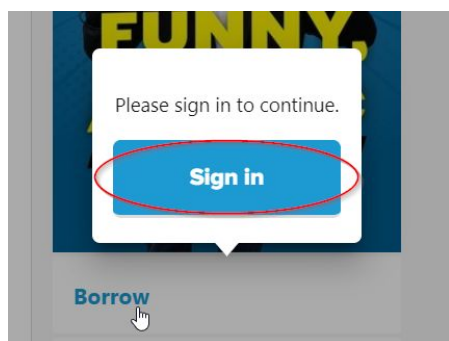
1. In Sora, click the 3-bar menu (top-right) and click “Add a public library”.



2. Enter Cache County Library in the search bar and click “This is my library”.



3. Find a public library book and click on Borrow. Click to Sign in.



4. Select your **school district** (not the library) from the drop down.



5. Enter the same credentials used to sign in to Sora. (You'll only need to sign in to the public library one time and then it'll keep you signed in.)